

HDL

Heavy Duty Large Doors



TNR® offers rugged durability and high performance drive systems for large door sizes for:

HARSH ENVIRONMENTS

dirt, dust, rain, snow, temperature

APPLICATIONS

ideal for heavy industrial and commercial applications, sized for large equipment access

DOOR IMPACT CONCERNS

easily handles lift truck and heavy vehicle impacts

HIGH WINDLOAD & PRESSURE DIFFERENTIAL

caused by exterior wind & positive pressure work environments



***Tough 'n' Ready
For Your Challenging
Environments***

HDL Heavy Duty Large

TNR® leads the way with High Performance, Rugged Roll-up Doors for large openings

Big equipment needs big access openings. TNR® has the Engineering and Field Experience that assures the "Built To Your Needs" attention delivering peace of mind in applications of: heavy manufacturing, steel, pulp & paper, waste management, oil & gas and mining.

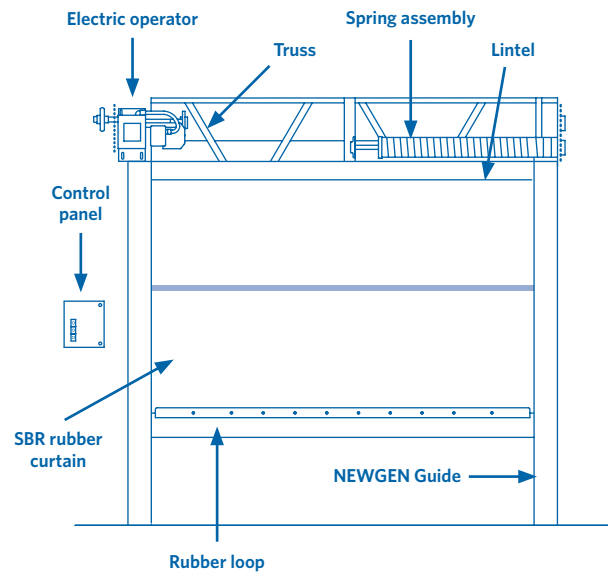
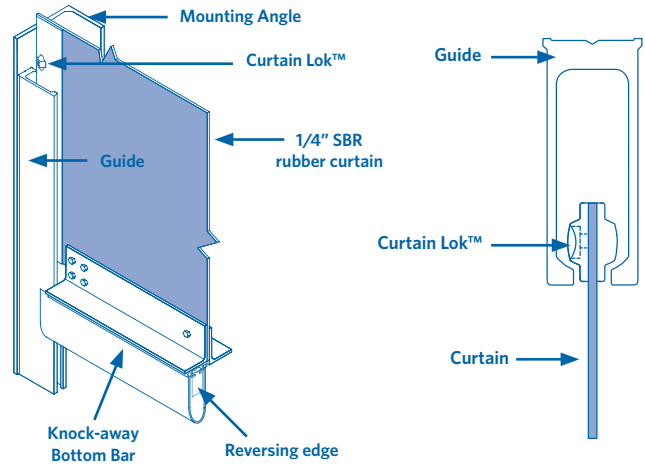
TNR® Mechanical Features

- 1/4" Black SBR rubber with polyester core weave. Flexible and resistant to abusive environments in temperatures from -40°F to +180°F.
- Patented NEWGEN® guide and Curtain Lok™ system. Reliable and consistent door operation. No guide gap maintenance required.
- Bottom bar with rubber loop.
- Sleek profile with easy installation, reduced clearances & minimal maintenance.
- No hinges, cables, pulleys or tension springs.
- Guide mounted thru-beam photoelectric sensor.
- Options: colors, windows, hoods, reversing edge, traveling windbar and MSHA-rated self-extinguishing curtains.

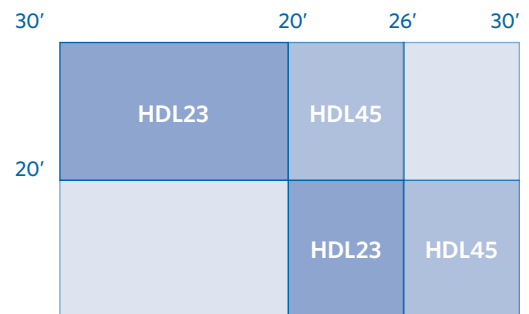
TNR® Drive Features

- High Efficiency Helical Gear Head (HG) Operator with multi-function capacity PLC Control Panel.
- Door Speed: up to 20 inches per second (HDL23); up to 18 inches per second (HDL45).
- Options: access controls and specialty functions.

NEWGEN® Guide and Curtain Lok™ system



Standard Features	HDL23	HDL45
Opening Speed —Up to (inches per second)	20	18
Maximum Wind Resistance —88 mph (20 psf)	●	●
Type of Balancing —Counterbalance spring assembly cycle rating (,000)	50K	50K
Reversing Edge —Pressure sensitive air-wave edge	●	●
Control Panel —PLC or Relay Logic	●	●
Activation —Remotes, pull cords, loop detectors	●	●
Self Supporting Steel Frame —Steel Mounting Angle	●	●
Warranty —Limited lifetime warranty on curtain and NEWGEN® Guide. Two years on all other parts and workmanship.	●	●



Toll-free 1-866-792-9968 Fax 1-705-735-9564 info@tnrdoors.com TNRdoors.com

